
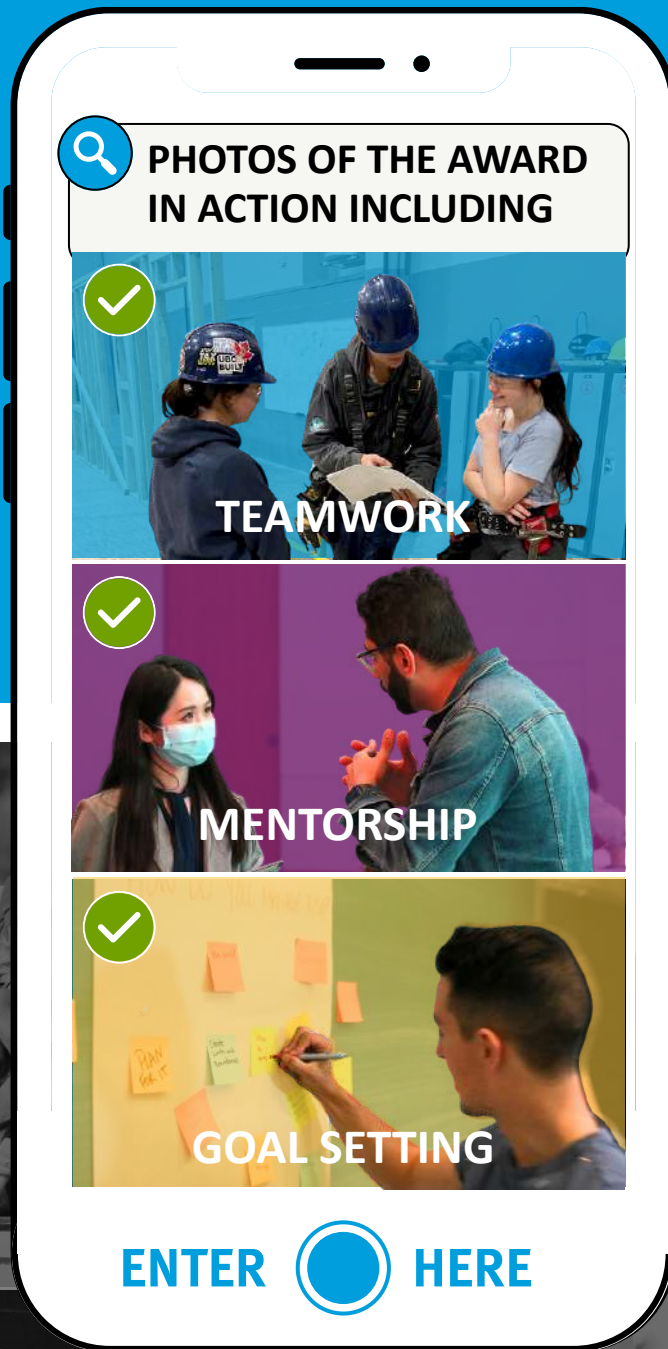


AWARD IN ACTION PHOTO CONTEST

JULY 16 - OCT 7, 2025



GIFT CARDS TO THE WINNING AWARD CENTRES

+ \$100 GIFT CARD DRAW FOR VIRTUAL AWARD CENTRE PARTICIPANTS

[FULL DETAILS HERE](#)



How to Participate Guide:

1 Snap a Pic

Capture a real Award moment that fits one of these themes:



Teamwork in Action – group volunteering, cooking together, group planning etc.



Mentorship in Action – peer check-ins, a coach offering guidance



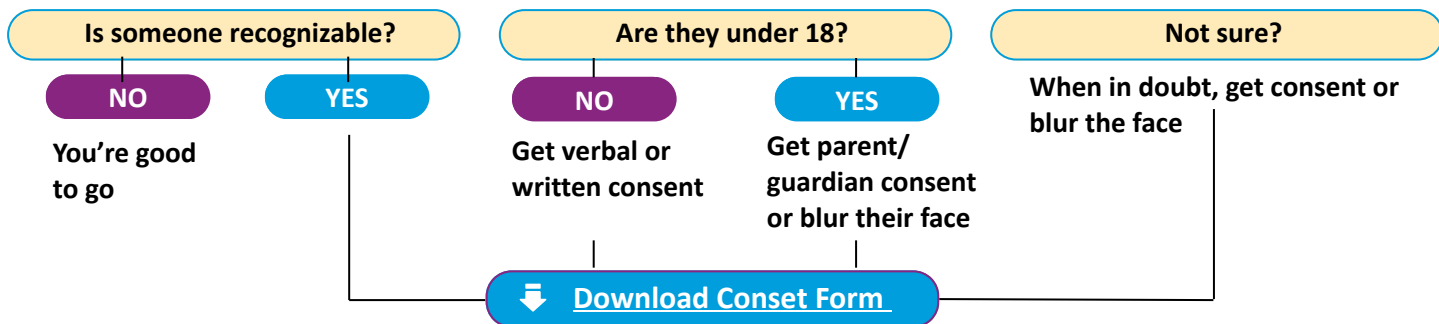
Goal Setting & Reflection – journaling, tracking progress, quiet thinking after an activity

Quick Tips for Great Photos

- Capture action: Choose moments where something is happening e.g. learning, collaborating, problem-solving.
- Use natural light: Whenever possible, take photos outside or near windows.
- Think about framing: Focus on the subject and eliminate distractions.
- Consider composition: Use the [rule of thirds](#) to highlight your subject and create a focal point.
- Tell a story: Choose a theme and capture a moment that shows emotion, action, or connection.

2 Get Permission

Make sure anyone who's clearly visible in your photo has given the OK to be included. Not sure? Use the consent checklist below.



3 Send It In

Ask your Award Leader to submit it for you!

Don't Forget!

- Your Award Leader must submit the photo for you
- Include a signed consent form if others are recognizable
- No filters, logos, personal info or inappropriate content
- See official [Photo Contest Rules](#) for full details

Need Help?

Contact your Award Leader or reach out to support@dukeofed.org